



THE KNIGHT COLLECTION



ALUMINIUM SLIDING DOOR



ALUMINIUM SLIDING DOORS

With the ever increasing demand for modern, bright, open plan spaces within new and existing homes, the ability to allow natural light to flood in has never been more crucial. Aluminium sliding doors are the ultimate solution to fill your space with natural light, due to their ability to support very large panes of glass and offer comparatively slim frame profiles, maximising the area in which light can enter.

WHY ALUMINIUM?

Aluminium is far superior to UPVC and timber in terms of strength, which allows it to support larger openings both horizontally and vertically, larger panes of glass, and offer a slimmer profile maximising the light. With all of the advantages of this technology, you can create the ultimate uninterrupted view of your surroundings to achieve the wow factor within your home.

Here at John Knight Glass we are specialists in Aluminium sliding doors and are delighted to be the chosen supplier within the North West for Panoramah, who offer the largest sliding doors available in the UK. As with all of our aluminium products, our aluminium doors are available in a wide range of RAL colours offering you the ultimate flexibility in seamlessly adding sliding doors to your existing configuration.

Our aluminium doors can be supplied fitted with a wide range of glazing options, from single glazing for interior use right through to triple glazing capable of achieving Passive Haus standard. We also have specific glazing options to achieve sound proofing, solar gain and excellent U-Values.

All of our sliding doors are on display in our Heswall showroom and can be tried out in person so please drop in and try them for yourself.

ENERGY EFFICIENCY

Energy efficiency is an important consideration when buying any new glazing product for your home. Here at John Knight glass we have carefully selected all of the products within our range to ensure all our aluminium sliding doors are made to the highest quality, all meeting and as is often the case far exceeding current building regulations.

All of our aluminium sliding doors are fitted with a thermal break within the aluminium frame preventing cold spots transferring from outside into your home. All glazing supplied within our doors are fitted with a warm edge spacer and filled with gas for added energy efficiency.

All of our doors achieve an A+ or higher for energy efficiency with our PanoramAH! PH54 door achieving an overall U value of 1.0W/m²,k.



RAL COLOURS

All of our aluminium windows and doors are finished in a hard wearing polyester powder coated coloured surface. Throughout our range of sliding doors all products come with a range of standard colours as well as bespoke colours available for a added cost. The RAL Colour system is a system developed in Germany which is now the most popular colour chart used throughout Central Europe today.

All of our aluminium products can be supplied in colours selected from the RAL colour system. This enables us to supply you with a range of different products from various different suppliers whilst ensuring colour accuracy will remain true giving you maximum flexibility whilst achieving a consistent look throughout your project. Most of our products are available in over 200 colours from the RAL colour system.



OUR RANGE



KNIGHT SLIDE

Our entry level aluminium slider

A Knight Slide aluminium door can support large openings thanks to the ability to support a triple track. Available in a range of standard and bespoke colours.



KNIGHT LIFT

An affordable lift and glide door

Knight Lift doors have been designed to meet the demands of the most luxury and stylish properties, embracing the most up to date technology, luxury and performance.



DUTEMANN - GLIDE S

Dutemann - Glide S

Dutemänn Glide-S is the epitome of cutting-edge design and unrivalled beauty. The Dutemänn Glide-S delivers the highest expectations



KNIGHT LINE

The ultimate thin sight line

The Knight Line Sliding door utilises the glass to create the strength and stability of their sliding door system leading to an almost frame-less system.

KNIGHT SLIDE



The Knight Line sliding glass door system is an affordable sliding door system that is perfect for larger openings thanks to the option of having 3 individual tracks enabling configurations of up to 6 door panels.

With large door panels and a slim mullion our Knight Slide door offers features often found on much more expensive alternatives.

The Knight Slide is constructed from an aluminium profile with a thermal break, when combined with A rated double glazing this provides a thermally efficient large sliding door at a very reasonable price. We can supply a full range of Knight Slide products including windows, doors and roof lights so that you can have other glazing products installed in your home to match your new sliding doors.

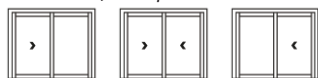
As with the majority of our aluminium products Knight Slide sliding patio doors can be manufactured in a wide range of RAL colours to suit your preference. Installing a brand new Knight Slide door will make your room feel more spacious, brighter and warmer. If you are interested in finding out more about these sliding doors come down to our Heswall showroom and try out these doors in person.

KEY FEATURES

- 2, 3, 4 and 6 door panels available. All applications are internally glazed with square beads Polyamide thermal break allowing dual colour option
- Weight Limit 200Kg, Height Limit 2550mm
- Weatherseals: Woolpile
- Profile width: Head, cill and jamb 116mm, Mullion 83mm and bi-parting stiles 158mm
- Depth of Frame: Two track 99mm and three track 155mm
- Glazing options from 4mm to 28mm
- Weather tested in accordance with BS6375 Security tested by SKG
- Complies with Doc. L for thermal transmittance



Dual track, dual panel



Dual track, triple panel



Dual track, four panel



Triple track, triple panel



Triple track, six panel



CONFIGURATIONS

Our Knight Slide sliding door is available in a wide range of designs including double and triple track configurations for ultimate flexibility.

With a maximum panel height and width of 2500mm, the Knight Slide is a great affordable option that will meet the demands of many projects.

DOOR HANDLES

With a range of handle options including our new Stainless Steel pull bar handle, our Knight Slide sliding door can be customised to suit your own taste.

Our D handle is a very popular option that comes as standard with this door, or it can be upgraded to our new Stainless Steel pull handle as an optional extra.



Standard lever handle



D handle



Upgraded pull handle



Flush pull handle

Standard colours



Black Gloss White Anthracite Grey

Sensations



Basque Red Ocean Blue Sky Blue Provence Green Antique Green



Silver Grey Diamond Grey Platinum Grey Desert Grey Antique Grey

RAL Colours



COLOUR & FINISHES

Our Knight Slide door has a standard range of our 3 most popular colours.

On top of our standard colour range we also have a huge range of over 200 custom RAL colours enabling you to match these doors with products from our other range seamlessly.

We also offer an exclusive range of metallic finishes that combine with a unique tactile finish, bringing style and durability to any building project. Ideal for both modern architecture and restoration projects 'Sensations' broad pallet of colours and pleasing feel offer a unique finish to windows and doors.

KNIGHT LIFT



Knight Lift doors and windows have been designed to meet the demands of the most luxury and stylish properties. Knight Lift sliding doors operate smoothly have superior aesthetics and are built to last. Embracing the most up to date technology, luxury and performance the Knight Lift - lift and slide door really is positioned for the high-end door market.X

Developed to be at the forefront of what is possible with a sliding door. With the ability to support up to 300KG per sliding panel the RAUM sliding door can support much larger openings with a single piece of glass than many other on the market. Combine this with the ultra slim profile a sliding door from RAUM can give you almost uninterrupted views of your outside world. No matter how large the piece of glass is the Lift and glide system gives almost effortless opening of the door. All Knight Lift products are supplied with a comprehensive 10-year Manufacturing Guarantee including the locks, handles and many all other components used in the sliding door.

SECURITY

Your home and your family are the most precious things in life, so never compromise on security. RÄUM doors are designed with enhanced security features to keep out even the most determined intruders. All products have been rigorously tested and are Secured by Design accredited.

INSULATION

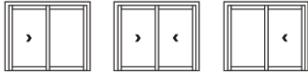
Our exclusively designed polyamide thermal break system and multi-chambered profile enables us to achieve industry leading thermal performance in all our aluminium windows and doors. Combine this with high performance glazing and our sliding patio doors will help keep your house cosy and warm.

SAFETY

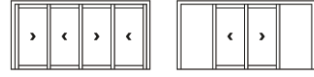
Class one safety glass (that complies with Building Regulations part N) is fitted as standard to all our doors. This gives you the peace of mind that if ever it were to break, there are no dangerous shards of glass to worry about, keeping you and your family safe.



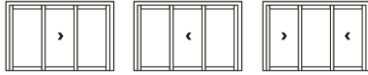
Dual track, dual panel



Dual track, four panel



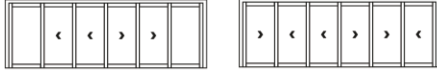
Dual track, triple panel



Triple track, triple panel



Triple track, six panel



CONFIGURATIONS

Our Knight Lift sliding door is available in a wide range of designs including one, two and three track configurations for ultimate flexibility.

We also offer a corner sliding door which enables you to completely open up a corner of a room with no central post.

DOOR HANDLES

Serenity is a top quality hardware suite consisting of handles and finger pulls for the RÄUM aluminium lift and slide door.

The premium range of stainless steel handles are available in polished or brushed stainless steel and satin chrome. Whilst the standard range of Zinc handles are available in black, anthracite grey and white.

The soft lines of the lever not only look great but make Serenity very comfortable to use. This 'soft' look is carried over to the handle backplate which features rounded ends.



Black



Polished Stainless Steel



White



Polished Chrome



Polished Brass



Satin Chrome

Standard colours



Jet Black




Traffic White




Anthracite Grey


Coatex Finishes



Space Grey



Anthracite Grey



Jet Black

RAL Colours



COLOUR & FINISHES

Our Knight Lift sliding door is available in hundreds of colours and you can have a different colour inside and out.

On top of our standard colour range we offer a wide range of custom colour options from our RAL colour chart, with the option to have the same colour on both sides of your new door or choose a separate colour both internally and externally.

We also offer 3 unique special Coatex finishes which offer a scratch resistant, metallic finish that is great for high traffic areas. We even now offer a realistic wood finish if you would prefer, giving you the strength of aluminium with the look of wood.

DUTEMANN GLIDE-S



Dutemänn Glide-S is the epitome of cutting-edge design and unrivalled beauty. Supported by the ultra-slim profile and accented by the contemporary handles, the robust frame delivers the highest expectations of design and energy efficiency, while providing breath-taking unobstructed views.

The unique Glide-S sliding mechanism lifts the sash to deliver smooth effortless operation and performance of up to 400 kilos per panel. The reinforced frame allows for extended openings, maintaining superb unhindered views of the surroundings, with maximum glass areas spanning a huge 6.7m wide by 3.2m in height in just two panels. The combination of slim sight-lines and the effortless lift mechanism means Dutemänn Glide-S provides excellent architectural flexibility and design for any patio door installation. Appealing for contemporary new builds, yet gracious for more traditional installations, Dutemänn Glide-S can meet the various needs of your project.

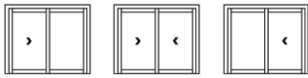
Offering fully weathered thresholds and thermal efficiency through a choice of double or triple glazing, along with a 10-year guarantee, Dutemänn delivers limitless possibilities and redefines expectations of patio doors by implementing these industry leading concepts as standard with each door.

CUTTING EDGE DESIGN

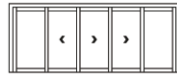
Dutemänn Glide-S is the epitome of cutting-edge design and unrivalled beauty. Supported by the ultra-slim profile and accented by the contemporary handles, the robust frame delivers the highest expectations of design and energy efficiency, while providing breath-taking unobstructed views.



Dual panel



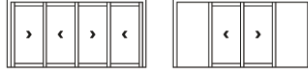
Five panel



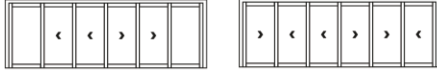
Triple panel



Four panel



Six panel



CONFIGURATIONS

Dutemänn Glide-S has it covered; offering mono, double, triple and pocket track options, allowing for various combinations of both fixed and opening sashes.

SPECIFICATION

- Weather testing (*door size 4000 x 2400mm x 2 sashes)
- Class 9A water tightness in accordance with EN 12208:2000
- Wind resistance EN12210:2000
- U-value 1.3w/m2.K in compliance with BSEN14351 (*door size 2000 x 2180mm, sealed unit thickness of 28mm).



Standard colours



Black



Gloss White



Anthracite Grey

RAL Colours



We are able to offer a non- standard choice of 200 RAL colours.

COLOUR & FINISHES

We have developed a standard colour range which maximises the appeal but also suitability of Dutemänn Glide to a wide range of installations. As with our bi-fold door offer, we're also able to offer a non-standard choice of 200 RAL colours.

All of our non-standard or standard finishes feature a high quality powder coat finish applied in a factory controlled environment of a minimum of 60 microns plus. The finish is also fully anodised to guarantee through-life performance.

In common with our bi-fold ranges, we are also able to offer a choice of marine-grade finishes for installations in coastal locations.

KNIGHT LINE



The aim of the Knight Line sliding door is simple, to create the best possible vision between the indoor and outdoor space. The vision sliding door has an exceptionally thin sight-line which is achieved through taking advantage of modern structural glazing.

The Knight Line Sliding door system utilises the glass to create the strength and stability of there sliding door system leading to an almost frame-less system. With a vertical sight-lines of only 20mm this system features one of the thinnest sight lines currently available within the industry.

Multi point locking has been incorporated into the vertical profiles of the door and concealed within the fabric of the building where possible. This has helped to achieve a seamless look whilst still creating an extremely secure door.

Available in a wide range of RAL colours the Vision sliding door can be customised to suit your own style and taste. The door is also available in a wide range of configurations giving endless possibilities.

KEY FEATURES

- Doors able to slide either ways – no need to decide what side to open from
- Opening corners available
- Sliding into pockets available
- 20mm sight lines
- Multi point locking
- Up to 4 tracks
- Automated option
- Slot drainage available

- Maximum panel weight of 500kg
- 28-32mm double glazing thickness.

Due to the design of the door performance is calculated on an individual basis however an average unit would have the following values:

U Value: 1.3W/m²k (using 1.1W/m²k glass unit.)

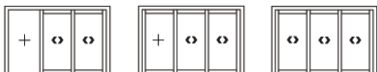
U Value: 1.1W/m²k (using 0.7W/m²k glass unit.)



Dual panel



Triple panel



Four panel



Triple track, six panel



Single panel pocket door



Dual panel pocket door



CONFIGURATIONS

The Knight Line Sliding Door is available in a wide range of configurations from 2 panel through to 6 panel to ensure we have a configuration available to everyone.

We also offer a range of sliding pocket doors so that the doors can disappear into the brickwork.

SPECIFICATION

- Wind Resistance : EN12210:2000 Class c5
- Water Tightness : EN12208:2000 Class 7A
- Air Permeability : EN12207:2000 class 4
- Document Q: Compliant
- Document L : Compliant
- Frame Depth 44mm



Standard colours



Jet Black



Traffic White



Anthracite Grey

RAL Colours



We are able to offer a non- standard choice of 200 RAL colours.

COLOUR & FINISHES

Our Knight Line sliding door is available in hundreds of colours and you can have a different colour inside and out. You can choose between a matt or gloss finish, or opt for our special Coatex finish. You can even choose one of our realistic wood effect finishes if you prefer. We offer three colours as standard, Black, White and Grey as well as any RAL colour finishes to order.

On top of our RAL colour range we also offer Syntha Pulvin and BS Colours on the Knight Line door range.



THE KNIGHT COLLECTION



John Knight Glass
Chester Road
Heswall, Wirral
CH60 3RZ

Tel: 0151 342 2266
Fax: 0151 342 2337
Email: info@johnknightglass.co.uk
Online: www.johnknightglass.co.uk

Directors: JS Knight, BJ Knight, MS Spereall. Company Registration Number 1898755